Technical specifications

All nine systems in one document

Nine clear-span systems: span matrix, structural and membrane build-up, load basis, options and EXW price bands. Figures are indicative and confirmed in a stamped proposal per project.

Spanbest . spanbest.com . Rev.A . 2026-11

DIVISION 01 . SB-HNG

Aviation & Aircraft Hangars

ICAO Code A-E clear-span hangars

A hangar is a door with a building behind it. We size the door first (clear width and height for the tail), then span the roof from the door columns, so the aircraft can be towed in on the centreline without shunting.

CLEAR SPAN **18 - 75 m**	BAY **3 / 4 / 5 / 6 m**	MEMBRANE **1,050 g/m2 PVDF**
FRAME **Q355B tube truss**	DOORS **Sliding / Megadoor**	SNOW **L1 - L3**

Structure

· Two-chord or three-chord tubular truss arch, Q355B, hot-dip galvanised to ISO 1461.
· Span is set by the door opening plus 1.5 m each side for the door track and wind post.
· Door columns are independent of the arch, so door deflection is not transferred into the membrane.
· Bay modules of 3, 4, 5 or 6 m; length is unlimited in whole bays.

Membrane & envelope

· 1,050 g/m2 PVDF-polyester, translucent, blue-white as standard; blackout and higher GSM on request.
· Membrane is tensioned over the arch with keder rail at the eaves and lacing at the crown.
· End walls: membrane, sandwich panel or segmented door leaves, depending on the door type.
· Gutters and downpipes sized for the roof catchment at the design rainfall intensity.

Openings & options

· Megadoor, sliding leaf, bi-fold or fabric roll-up door; manual or electric drive.
· Aircraft ground power, compressed air and fuel separator points coordinated with the MEP design.
· LED high-bay lighting to the lux level in your maintenance task card.
· Fire detection and foam suppression interfaces, on request.

What we need in order to quote

Site location and altitude drives snow and wind, not just the tier	**Clear span and length** whole bays; whole containers for DIV-07	**Opening size** door or end wall clear width and height
Largest machine or aircraft sets the door, not the span	**Floor and foundations** slab by others, or our anchor design	**Services** lighting, power, ventilation, fire strategy



Aircraft maintenance bay: nose-in access, clear span to the door line.

Size and price matrix

EXW price per square metre of covered area, standard configuration, excluding installation, freight, concrete and VAT. The three columns are the snow-load packages L1 to L3; steel weight is the L2 column.

Clear span x length	Area	Steel	L1 0.5 kN/m2	L2 2.0 kN/m2	L3 3.5 kN/m2
18 x 36 m	648 m2	47 kg/m2	$154	$162	$196
30 x 60 m	1800 m2	58 kg/m2	$158	$169	$210
40 x 72 m	2880 m2	68 kg/m2	$169	$182	$230
50 x 80 m	4000 m2	78 kg/m2	$182	$196	$252
60 x 100 m	6000 m2	87 kg/m2	$192	$209	$271
75 x 120 m	9000 m2	101 kg/m2	$211	$230	$302

Load basis

Tier	Snow load	Equivalent snow depth	Typical use
L1	**0.5 kN/m2**	**250 mm at 200 kg/m3**	**Sheltered sites, temporary cover, low-altitude temperate**
L2	**2.0 kN/m2**	**900 mm at 220 kg/m3**	**Central and northern Europe, most of North America**
L3	**3.5 kN/m2**	**1,250 mm at 280 kg/m3**	**Alpine, Nordic, Canadian prairie, heavy drift sites**

Wind: designs are checked against the basic wind speed for the site, up to 180 km/h at the lightest tier. Snow and wind are always recalculated for the project; the tier is a commercial package, not the site load.

Typical applications

MRO and line maintenance, private and corporate hangars, helicopter and UAV shelters, GSE storage.

Notes, exclusions and basis of quotation

- Snow and wind are calculated per site to ASCE 7-16 or EN 1991; the tier in the price table is a package, not the site load.
- Slab, foundations, doors beyond the standard leaf, MEP and erection labour are excluded unless quoted separately.
- Door clear height must be confirmed against the tail height of the largest aircraft in your fleet.

Design basis: ASCE 7-16 or EN 1991-1-3 / 1-4 as applicable; steel to Q235B / Q355B; hot-dip galvanising to ISO 1461; membrane PVDF-polyester, PVC on request. Certification documents, mill certificates and membrane test reports are issued with the shipping documents. Warranty: 25 years on the structure, membrane per manufacturer's data.

DIVISION 02 . SB-DTF

Double-Truss Fabric Buildings

Tube-truss clear span for bulk and industry

The workhorse: a galvanised tube-truss arch with a PVDF membrane, used where a steel portal frame would put columns in the way of a loader, a conveyor or a pile that has to be pushed to the back wall.

CLEAR SPAN **12 - 75 m**	BAY **3 - 6 m**	MEMBRANE **950 - 1,150 g/m2**
FRAME **Q235B / Q355B**	SNOW **L1 - L3**	LIFE **25 yr design**

Structure

· Double-chord tubular truss, factory-jig welded, hot-dip galvanised after fabrication.
· Purlin and truss spacing set by the snow tier; the light tier is not simply a thinner membrane.
· Base plates on cast-in anchors or chemical anchors; container ballast where no excavation is allowed.
· Openings framed with a hot-dip galvanised portal, independent of the membrane tension.

Membrane & envelope

· PVC or PVDF-polyester in eight weights from 750 to 1,450 g/m2; 950-1,150 for industrial use.
· Translucent roof as standard; blackout for salt, fertiliser and photo-sensitive product.
· Walls in membrane, corrugated steel, sandwich panel or 4 m concrete push wall.
· Repair kit and spare membrane strip supplied with every building.

Openings & options

· Insulation liner and quilt, 50-100 mm, with condensation gutter.
· Personnel doors, roller doors, louvre vents, ridge ventilators, skylight strips.
· Conveyor and silo penetration framing, catwalks and access ladders.
· Crane rail on independent columns where a hoist is required.

What we need in order to quote

Site location and altitude drives snow and wind, not just the tier	**Clear span and length** whole bays; whole containers for DIV-07	**Opening size** door or end wall clear width and height
Largest machine or aircraft sets the door, not the span	**Floor and foundations** slab by others, or our anchor design	**Services** lighting, power, ventilation, fire strategy



Bulk material pushed to the back wall, no internal columns.

Size and price matrix

EXW price per square metre of covered area, standard configuration, excluding installation, freight, concrete and VAT. The three columns are the snow-load packages L1 to L3; steel weight is the L2 column.

Clear span x length	Area	Steel	L1 0.5 kN/m2	L2 2.0 kN/m2	L3 3.5 kN/m2
12 x 24 m	288 m2	30 kg/m2	$107	$113	$134
18 x 36 m	648 m2	34 kg/m2	$110	$116	$140
24 x 48 m	1152 m2	39 kg/m2	$114	$122	$149
36 x 72 m	2592 m2	48 kg/m2	$125	$134	$168
55 x 100 m	5500 m2	61 kg/m2	$144	$156	$200
75 x 120 m	9000 m2	76 kg/m2	$164	$179	$233

Load basis

Tier	Snow load	Equivalent snow depth	Typical use
L1	**0.5 kN/m2**	**250 mm at 200 kg/m3**	**Sheltered sites, temporary cover, low-altitude temperate**
L2	**2.0 kN/m2**	**900 mm at 220 kg/m3**	**Central and northern Europe, most of North America**
L3	**3.5 kN/m2**	**1,250 mm at 280 kg/m3**	**Alpine, Nordic, Canadian prairie, heavy drift sites**

Wind: designs are checked against the basic wind speed for the site, up to 180 km/h at the lightest tier. Snow and wind are always recalculated for the project; the tier is a commercial package, not the site load.

Typical applications

Bulk storage (grain, fertiliser, salt, aggregate), compost and waste, equipment sheds, workshops, boat and RV storage.

Notes, exclusions and basis of quotation

- The price tier is a structural package at 0.5 / 2.0 / 3.5 kN/m2 snow; site-specific drift is quoted separately.
- Concrete, anchors, erection and MEP are excluded unless stated in the quotation.
- Membrane colour, translucency and print are project options and change the lead time.

Design basis: ASCE 7-16 or EN 1991-1-3 / 1-4 as applicable; steel to Q235B / Q355B; hot-dip galvanising to ISO 1461; membrane PVDF-polyester, PVC on request. Certification documents, mill certificates and membrane test reports are issued with the shipping documents. Warranty: 25 years on the structure, membrane per manufacturer's data.

DIVISION 03 . SB-RHB

Rigid H-Beam Frame PVDF

Rigid frame with crane capability

A rigid frame in the structural sense: rolled H-sections, bolted moment connections, and a roof that can carry a crane or a suspended load. The membrane is the cladding, not the structure.

CLEAR SPAN **18 - 75 m**	BAY **6 - 9 m**	CRANE **5 - 30 t**
FRAME **Q355B H-section**	WALL **4 m concrete**	SNOW **L1 - L3**

Structure

· Variable-depth Q355B welded H-sections, bolted site connections, hot-dip galvanised or painted system.
· Crane runway on the column line, 5-30 t, with a separate bracket detail so fatigue load does not enter the cladding.
· 4 m concrete push wall as standard where a loader works against the wall.
· Bracing in the end bays; the intermediate bays stay open for circulation.

Membrane & envelope

· PVDF-polyester 950-1,150 g/m2 as roof and upper wall cladding.
· Lower wall in concrete, masonry or sandwich panel, detailed with a drip edge over the membrane.
· Gutter and downpipe in PVC or coated steel, sized to the roof area.
· Membrane removable in panels for crane maintenance.

Openings & options

· Overhead crane, monorail or jib crane, with power feed to the bridge.
· Mezzanine, office pod, or racking load designed into the frame.
· Insulation, ventilation and process extract.
· Loading dock, canopy and drive-through configuration.

What we need in order to quote

Site location and altitude drives snow and wind, not just the tier	**Clear span and length** whole bays; whole containers for DIV-07	**Opening size** door or end wall clear width and height
Largest machine or aircraft sets the door, not the span	**Floor and foundations** slab by others, or our anchor design	**Services** lighting, power, ventilation, fire strategy



Rigid frame bay with silo and conveyor penetration.

Size and price matrix

EXW price per square metre of covered area, standard configuration, excluding installation, freight, concrete and VAT. The three columns are the snow-load packages L1 to L3; steel weight is the L2 column.

Clear span x length	Area	Steel	L1 0.5 kN/m2	L2 2.0 kN/m2	L3 3.5 kN/m2
18 x 36 m	648 m2	43 kg/m2	$116	$125	$155
24 x 48 m	1152 m2	49 kg/m2	$123	$132	$167
36 x 72 m	2592 m2	60 kg/m2	$138	$149	$192
45 x 90 m	4050 m2	69 kg/m2	$150	$163	$212
60 x 120 m	7200 m2	83 kg/m2	$169	$185	$244
75 x 150 m	11250 m2	97 kg/m2	$189	$207	$276

Load basis

Tier	Snow load	Equivalent snow depth	Typical use
L1	**0.5 kN/m2**	**250 mm at 200 kg/m3**	**Sheltered sites, temporary cover, low-altitude temperate**
L2	**2.0 kN/m2**	**900 mm at 220 kg/m3**	**Central and northern Europe, most of North America**
L3	**3.5 kN/m2**	**1,250 mm at 280 kg/m3**	**Alpine, Nordic, Canadian prairie, heavy drift sites**

Wind: designs are checked against the basic wind speed for the site, up to 180 km/h at the lightest tier. Snow and wind are always recalculated for the project; the tier is a commercial package, not the site load.

Typical applications

Steel and fabrication workshops, mining maintenance bays, cement and fertiliser plants, paper and timber processing.

Notes, exclusions and basis of quotation

- Crane capacity is a structural input; the price table is for a building without crane load.
- Foundations are designed for the crane overturning moment and are quoted per site.
- Fire strategy for occupied workshops requires a project-specific assessment.

Design basis: ASCE 7-16 or EN 1991-1-3 / 1-4 as applicable; steel to Q235B / Q355B; hot-dip galvanising to ISO 1461; membrane PVDF-polyester, PVC on request. Certification documents, mill certificates and membrane test reports are issued with the shipping documents. Warranty: 25 years on the structure, membrane per manufacturer's data.

DIVISION 04 . SB-ALU

Aluminum Clear Span Buildings

Anodised 6082-T6 A-frame, glass optional

The architectural option: extruded 6082-T6 aluminium A-frames on a 5 m module, hard-anodised, with glazing or composite walls. Single-column, single-beam frames keep the interior clean for hospitality and retail use.

CLEAR SPAN **10 - 70 m**	MODULE **5 m**	MEMBRANE **850 g/m2 blockout**
FRAME **6082-T6**	FINISH **AA15 anodised**	WALLS **Glass / ABS / panel**

Structure

· Extruded 6082-T6 aluminium A-frame portal on a 5 m module, hard anodised to AA15 (15-20 micron).
· Single column, single beam per frame line: no tie rods across the clear span.
· Keder rail integrated into the extrusion; the membrane has no separate purlin.
· Base plates on precast ballast or cast-in anchors, both concealed under the wall line.

Membrane & envelope

· 850 g/m2 blockout PVDF as standard, white; translucent and printed options.
· Walls in tempered glass, ABS panel or insulated sandwich panel, set in the same extrusion.
· Concealed fixing: no visible bolt heads on the interior face.
· Gutter integrated in the frame head, with a downpipe inside the column line.

Openings & options

· Glass facade, sliding doors and full-height glazing for event and retail use.
· Floor cassette or raised deck, coordinated with the event floor finish.
· HVAC cassette brackets and lighting track in the extrusion slot.
· Branded fabric print and backlit wall panels.

What we need in order to quote

Site location and altitude drives snow and wind, not just the tier	**Clear span and length** whole bays; whole containers for DIV-07	**Opening size** door or end wall clear width and height
Largest machine or aircraft sets the door, not the span	**Floor and foundations** slab by others, or our anchor design	**Services** lighting, power, ventilation, fire strategy

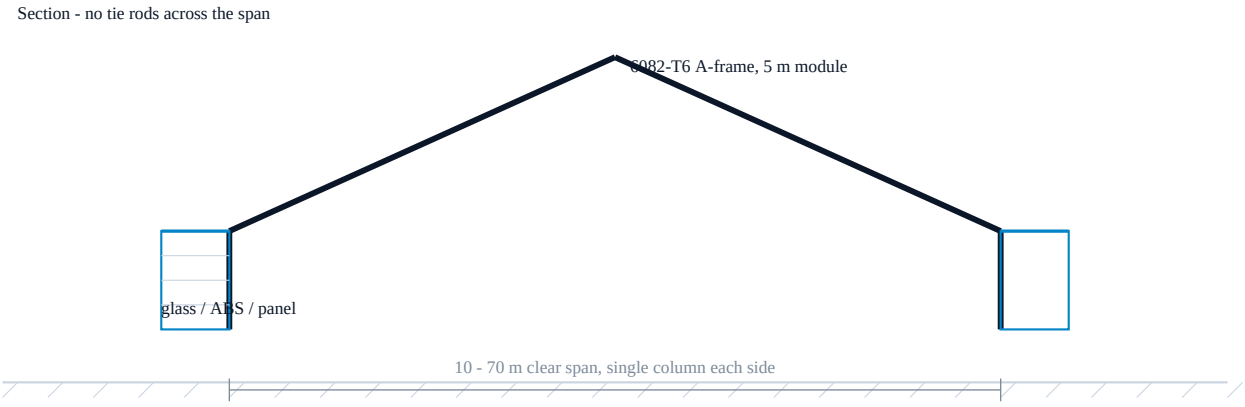

Section - schematic, not to scale. Dimensions are confirmed on the project drawing. Site photographs of delivered buildings are available on request.

Size and price matrix

EXW price per square metre of covered area, standard configuration, excluding installation, freight, concrete and VAT. The three columns are the snow-load packages L1 to L3; steel weight is the L2 column.

Clear span x length	Area	Steel	L1 0.5 kN/m2	L2 2.0 kN/m2	L3 3.5 kN/m2
10 x 20 m	200 m2	20 kg/m2	$126	$136	$175
15 x 30 m	450 m2	22 kg/m2	$131	$143	$187
21 x 42 m	882 m2	26 kg/m2	$142	$155	$206
30 x 60 m	1800 m2	30 kg/m2	$160	$176	$237
50 x 100 m	5000 m2	42 kg/m2	$202	$224	$306
70 x 120 m	8400 m2	52 kg/m2	$244	$272	$377

Load basis

Tier	Snow load	Equivalent snow depth	Typical use
L1	**0.5 kN/m2**	**250 mm at 200 kg/m3**	**Sheltered sites, temporary cover, low-altitude temperate**
L2	**2.0 kN/m2**	**900 mm at 220 kg/m3**	**Central and northern Europe, most of North America**
L3	**3.5 kN/m2**	**1,250 mm at 280 kg/m3**	**Alpine, Nordic, Canadian prairie, heavy drift sites**

Wind: designs are checked against the basic wind speed for the site, up to 180 km/h at the lightest tier. Snow and wind are always recalculated for the project; the tier is a commercial package, not the site load.

Typical applications

Corporate events, product launches, showrooms, hospitality pavilions, tennis and padel halls, premium storage.

Notes, exclusions and basis of quotation

- Aluminium frames are not intended for bulk material handling or loader impact; use DIV-02 or DIV-03.
- Glass and glazing are quoted separately and by a local glazier where required.
- Anodising colour is natural or black; other colours are powder-coated on request.

Design basis: ASCE 7-16 or EN 1991-1-3 / 1-4 as applicable; steel to Q235B / Q355B; hot-dip galvanising to ISO 1461; membrane PVDF-polyester, PVC on request. Certification documents, mill certificates and membrane test reports are issued with the shipping documents. Warranty: 25 years on the structure, membrane per manufacturer's data.

Plan

5 m module, no internal columns

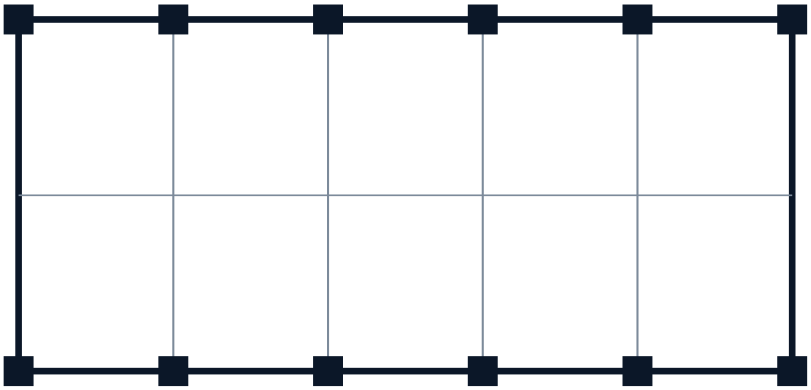

Plan - A-frames on the perimeter only

Plan - schematic, not to scale. Bay module and anchor positions as described above.

DIVISION 05 . SB-SLC

Luxury Sailcloth Event Tents

Tensile sailcloth on spruce king poles

A tensile structure, not a marquee: the roof is a shaped sailcloth field tensioned between king poles and perimeter masts, so there are no internal legs in the guest area.

CLEAR SPAN **10 - 60 m**	MODULE **5 m**	MEMBRANE **750 g/m2**
POLES **Spruce laminate**	WALLS **Clear / solid**	ERECTION **2 - 4 days**

Structure

· Twin or four-point king pole in laminated spruce, with galvanised steel base and head fittings.
· Sailcloth roof in 750 g/m2 translucent PVDF, shaped and pre-stressed, not a flat sheet.
· Perimeter masts with guy lines or water ballast where ground anchors are not permitted.
· Modular in 5 m bays; two tents can be linked with a valley gutter.

Membrane & envelope

· 750 g/m2 translucent PVDF: daylight through the roof, warm glow at night.
· Clear PVC walls, solid white walls, or a mix, with zip and keder connections.
· Lining and draped ceiling available for weddings and gala dinners.
· Flame-retardant treatment documented per project.

Openings & options

· Clear-span glass doors, wooden floor, stage and truss points.
· Heating, cooling and air distribution for full-day events.
· Lighting design with festoon, uplighting and chandelier points.
· Printing on valance and walls, branding of the gable.

What we need in order to quote

Site location and altitude drives snow and wind, not just the tier	**Clear span and length** whole bays; whole containers for DIV-07	**Opening size** door or end wall clear width and height
Largest machine or aircraft sets the door, not the span	**Floor and foundations** slab by others, or our anchor design	**Services** lighting, power, ventilation, fire strategy



Sailcloth roof and clear walls, tensile field without internal legs.

Size and price matrix

EXW price per square metre of covered area, standard configuration, excluding installation, freight, concrete and VAT. The three columns are the snow-load packages L1 to L3; steel weight is the L2 column.

Clear span x length	Area	Steel	L1 0.5 kN/m2	L2 2.0 kN/m2	L3 3.5 kN/m2
10 x 15 m	150 m2	11 kg/m2	$93	$97	$114
15 x 24 m	360 m2	13 kg/m2	$84	$89	$109
20 x 40 m	800 m2	14 kg/m2	$82	$88	$110
30 x 60 m	1800 m2	18 kg/m2	$88	$95	$122
45 x 90 m	4050 m2	22 kg/m2	$100	$110	$144
60 x 120 m	7200 m2	27 kg/m2	$114	$125	$167

Load basis

Tier	Snow load	Equivalent snow depth	Typical use
L1	**0.5 kN/m2**	**250 mm at 200 kg/m3**	**Sheltered sites, temporary cover, low-altitude temperate**
L2	**2.0 kN/m2**	**900 mm at 220 kg/m3**	**Central and northern Europe, most of North America**
L3	**3.5 kN/m2**	**1,250 mm at 280 kg/m3**	**Alpine, Nordic, Canadian prairie, heavy drift sites**

Wind: designs are checked against the basic wind speed for the site, up to 180 km/h at the lightest tier. Snow and wind are always recalculated for the project; the tier is a commercial package, not the site load.

Typical applications

Weddings and gala dinners, corporate hospitality, exhibitions, festivals, church and community events.

Notes, exclusions and basis of quotation

- Temporary structures are engineered to EN 13782 where the project requires it; permanent use needs a different package.
- Ground anchors, ballast and flooring are site-dependent and quoted after a site plan.
- Erection time depends on access and whether a crane or telehandler is available.

Design basis: ASCE 7-16 or EN 1991-1-3 / 1-4 as applicable; steel to Q235B / Q355B; hot-dip galvanising to ISO 1461; membrane PVDF-polyester, PVC on request. Certification documents, mill certificates and membrane test reports are issued with the shipping documents. Warranty: 25 years on the structure, membrane per manufacturer's data.

DIVISION 06 . SB-ARC

Frameless Steel Arch Canopies

Roll-formed AZ150 arch, no internal truss

The cheapest covered square metre we make: a corrugated AZ150 steel coil is roll-formed on site into a self-supporting arch, with no internal truss and no membrane.

CLEAR SPAN **10 - 40 m**	BAY **1.0 - 1.5 m**	ROOF **AZ150 steel**
FRAME **Self-supporting**	TRUSS **None**	ERECTION **On-site roll form**

Structure

· AZ150 aluminium-zinc coated steel coil, roll-formed on site to the arch radius.
· Corrugated section acts as structure and roof: no purlins, no internal truss.
· Base angle anchored to a continuous kerb or to the slab edge.
· Length is unlimited; each 1.0-1.5 m arch is a separate ring.

Membrane & envelope

· No membrane. Roof is the profiled steel sheet, AZ150 coating for rural and coastal exposure.
· End walls in corrugated sheet, shutter or open with a wind beam.
· Optional translucent skylight rings for daylight.
· Condensation control by anti-drip coating on the underside.

Openings & options

· Open ends, roller doors, or full end wall with personnel door.
· Grain wall, partition walls, and bulkhead for material separation.
· Skylight rings and ventilation slots at the crown.
· Galvanised or colour-coated finish to the client's RAL.

What we need in order to quote

Site location and altitude drives snow and wind, not just the tier	**Clear span and length** whole bays; whole containers for DIV-07	**Opening size** door or end wall clear width and height
Largest machine or aircraft sets the door, not the span	**Floor and foundations** slab by others, or our anchor design	**Services** lighting, power, ventilation, fire strategy

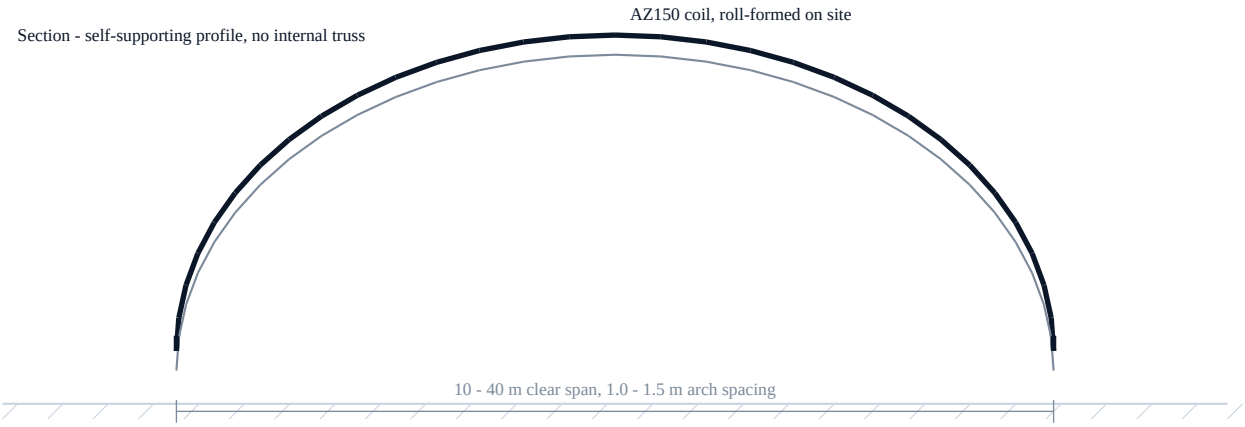

Section - schematic, not to scale. Dimensions are confirmed on the project drawing. Site photographs of delivered buildings are available on request.

Size and price matrix

EXW price per square metre of covered area, standard configuration, excluding installation, freight, concrete and VAT. The three columns are the snow-load packages L1 to L3; steel weight is the L2 column.

Clear span x length	Area	Steel	L1 0.5 kN/m2	L2 2.0 kN/m2	L3 3.5 kN/m2
10 x 20 m	200 m2	12 kg/m2	$33	$35	$42
15 x 30 m	450 m2	14 kg/m2	$28	$31	$39
20 x 40 m	800 m2	15 kg/m2	$28	$30	$39
28 x 56 m	1568 m2	17 kg/m2	$29	$32	$43
36 x 72 m	2592 m2	20 kg/m2	$31	$34	$47
40 x 80 m	3200 m2	21 kg/m2	$32	$36	$49

Load basis

Tier	Snow load	Equivalent snow depth	Typical use
L1	**0.5 kN/m2**	**250 mm at 200 kg/m3**	**Sheltered sites, temporary cover, low-altitude temperate**
L2	**2.0 kN/m2**	**900 mm at 220 kg/m3**	**Central and northern Europe, most of North America**
L3	**3.5 kN/m2**	**1,250 mm at 280 kg/m3**	**Alpine, Nordic, Canadian prairie, heavy drift sites**

Wind: designs are checked against the basic wind speed for the site, up to 180 km/h at the lightest tier. Snow and wind are always recalculated for the project; the tier is a commercial package, not the site load.

Typical applications

Grain and fertiliser storage, hay and straw, machinery parking, livestock shelter, temporary bulk cover.

Notes, exclusions and basis of quotation

- Not insulated and not intended for occupied workspace without a separate lining.
- Site roll-forming needs a level working area of about 30 x 10 m and a power supply.
- Wind uplift governs the anchor design; the anchor detail is project specific.

Design basis: ASCE 7-16 or EN 1991-1-3 / 1-4 as applicable; steel to Q235B / Q355B; hot-dip galvanising to ISO 1461; membrane PVDF-polyester, PVC on request. Certification documents, mill certificates and membrane test reports are issued with the shipping documents. Warranty: 25 years on the structure, membrane per manufacturer's data.

Plan

1.0 - 1.5 m arch spacing



Plan - self-supporting rings, no purlins

Plan - schematic, not to scale. Bay module and anchor positions as described above.

DIVISION 07 . SB-CTN

Double-Truss Container Shelters

ISO containers as walls and ballast

A double-truss arch sitting on ISO 40 ft containers, which act as both side wall and ballast. Length is always a whole number of containers, so the building grows in 12.192 m steps.

CLEAR SPAN **10 - 28 m**	LENGTH STEP **12.192 m**	MEMBRANE **950 g/m2**
WALL **ISO 40 ft**	BALLAST **Container**	ERECTION **No excavation**

Structure

· Double-chord tube truss arch, hot-dip galvanised, seated on the container corner castings.
· Length in whole containers: 1, 2, 3 ... containers = 12.19, 24.38, 36.58 m and so on.
· Containers provide the ballast and the side wall at the same time; no concrete foundation.
· Arch feet bolted to a steel sill beam that spans between containers.

Membrane & envelope

· 950 g/m2 PVDF roof, translucent, tensioned over the truss.
· End walls in membrane, container doors, or a framed opening for plant access.
· Gap between containers closed with a galvanised infill panel.
· Roof water collected in a gutter over the container line.

Openings & options

· Container doors retained as access, or cut for a roller door.
· Container interior used as store, workshop or office.
· Solar-ready roof, lighting, and ventilation.
· Relocatable: the whole building can be unbolted and moved.

What we need in order to quote

Site location and altitude drives snow and wind, not just the tier	**Clear span and length** whole bays; whole containers for DIV-07	**Opening size** door or end wall clear width and height
Largest machine or aircraft sets the door, not the span	**Floor and foundations** slab by others, or our anchor design	**Services** lighting, power, ventilation, fire strategy



ISO containers as side wall and ballast, arch bolted to the sill beam.

Size and price matrix

EXW price per square metre of covered area, standard configuration, excluding installation, freight, concrete and VAT. The three columns are the snow-load packages L1 to L3; steel weight is the L2 column.

Clear span x length	Area	Steel	L1 0.5 kN/m2	L2 2.0 kN/m2	L3 3.5 kN/m2
10 x 12.19 m	122 m2	16 kg/m2	$72	$75	$87
14 x 24.38 m	341 m2	19 kg/m2	$65	$68	$82
18 x 36.58 m	658 m2	22 kg/m2	$65	$70	$85
22 x 48.77 m	1073 m2	24 kg/m2	$68	$72	$90
26 x 60.96 m	1585 m2	27 kg/m2	$71	$76	$95
28 x 73.15 m	2048 m2	28 kg/m2	$72	$78	$98

Load basis

Tier	Snow load	Equivalent snow depth	Typical use
L1	**0.5 kN/m2**	**250 mm at 200 kg/m3**	**Sheltered sites, temporary cover, low-altitude temperate**
L2	**2.0 kN/m2**	**900 mm at 220 kg/m3**	**Central and northern Europe, most of North America**
L3	**3.5 kN/m2**	**1,250 mm at 280 kg/m3**	**Alpine, Nordic, Canadian prairie, heavy drift sites**

Wind: designs are checked against the basic wind speed for the site, up to 180 km/h at the lightest tier. Snow and wind are always recalculated for the project; the tier is a commercial package, not the site load.

Typical applications

Remote mining camps, equipment and parts storage, waste and recycling bays, temporary workshops, port laydown.

Notes, exclusions and basis of quotation

- Container condition and grade are client-supplied or quoted separately.
- Span is limited by the container footprint; wider buildings need a different system.
- Length must be quoted in whole container steps, not in round metres.

Design basis: ASCE 7-16 or EN 1991-1-3 / 1-4 as applicable; steel to Q235B / Q355B; hot-dip galvanising to ISO 1461; membrane PVDF-polyester, PVC on request. Certification documents, mill certificates and membrane test reports are issued with the shipping documents. Warranty: 25 years on the structure, membrane per manufacturer's data.

DIVISION 08 . SB-SCP

Commercial Solar Carports

Aluminium canopy, EV-ready

A carport is judged on two things: whether the gutter leaks and whether the structure is ready for EV charging. Both are designed in, not retrofitted.

CLEAR SPAN **10 - 24 m**	BAY **5 m**	FRAME **Aluminium**
GUTTER **Lock-seam**	EV **Conduit ready**	SNOW **L1 - L3**

Structure

· Aluminium frame with steel columns, or all-aluminium where coastal corrosion governs.
· Lock-seam aluminium gutter with an expansion joint every 20 m: the usual leak point is designed out.
· Purlin spacing set for the PV rail system and the snow tier.
· Concrete pad foundations or ballasted bases on the parking deck.

Membrane & envelope

· Profiled metal roof deck, or glass-glass PV modules as the roof where the array is the product.
· Waterproofing at penetrations with EPDM boot and a continuous upstand.
· Anti-corrosion coating class selected for C3-C5 environment.
· Cable tray integrated under the purlin line.

Openings & options

· EV charger mounting, conduit and load-management enclosure.
· LED parking lighting, signage and payment kiosk bracket.
· Battery room or inverter enclosure under the canopy.
· Rainwater harvesting connection to the downpipe.

What we need in order to quote

Site location and altitude drives snow and wind, not just the tier	**Clear span and length** whole bays; whole containers for DIV-07	**Opening size** door or end wall clear width and height
Largest machine or aircraft sets the door, not the span	**Floor and foundations** slab by others, or our anchor design	**Services** lighting, power, ventilation, fire strategy

Section - PV modules as roof, water managed at the gutter

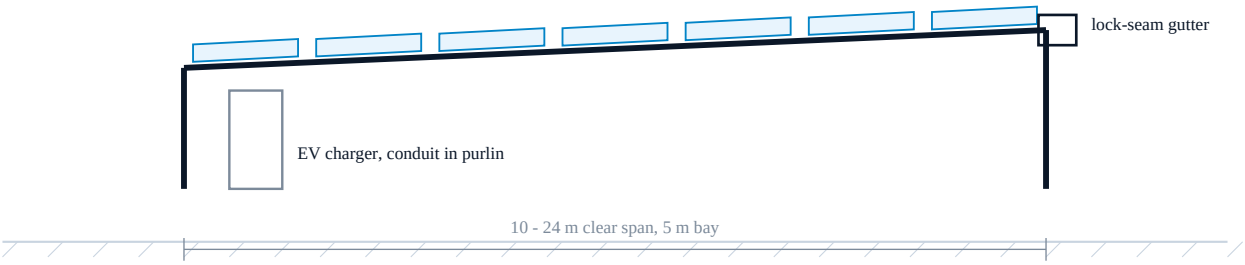

Section - schematic, not to scale. Dimensions are confirmed on the project drawing. Site photographs of delivered buildings are available on request.

Size and price matrix

EXW price per square metre of covered area, standard configuration, excluding installation, freight, concrete and VAT. The three columns are the snow-load packages L1 to L3; steel weight is the L2 column.

Clear span x length	Area	Steel	L1 0.5 kN/m2	L2 2.0 kN/m2	L3 3.5 kN/m2
10 x 20 m	200 m2	33 kg/m2	$134	$140	$164
14 x 28 m	392 m2	37 kg/m2	$134	$141	$167
18 x 36 m	648 m2	40 kg/m2	$137	$144	$173
21 x 42 m	882 m2	43 kg/m2	$140	$148	$178
24 x 48 m	1152 m2	46 kg/m2	$143	$152	$184
24 x 60 m	1440 m2	46 kg/m2	$142	$151	$184

Load basis

Tier	Snow load	Equivalent snow depth	Typical use
L1	**0.5 kN/m2**	**250 mm at 200 kg/m3**	**Sheltered sites, temporary cover, low-altitude temperate**
L2	**2.0 kN/m2**	**900 mm at 220 kg/m3**	**Central and northern Europe, most of North America**
L3	**3.5 kN/m2**	**1,250 mm at 280 kg/m3**	**Alpine, Nordic, Canadian prairie, heavy drift sites**

Wind: designs are checked against the basic wind speed for the site, up to 180 km/h at the lightest tier. Snow and wind are always recalculated for the project; the tier is a commercial package, not the site load.

Typical applications

Factory and warehouse parking, retail and office car parks, fleet depots, logistics yards, public charging hubs.

Notes, exclusions and basis of quotation

- PV modules, inverters and electrical design are quoted with the PV contractor unless requested.
- Structural design must account for module wind uplift, not only snow.
- Snow sliding off the canopy is a pedestrian risk; a snow guard is recommended at walkways.

Design basis: ASCE 7-16 or EN 1991-1-3 / 1-4 as applicable; steel to Q235B / Q355B; hot-dip galvanising to ISO 1461; membrane PVDF-polyester, PVC on request. Certification documents, mill certificates and membrane test reports are issued with the shipping documents. Warranty: 25 years on the structure, membrane per manufacturer's data.

Plan

5 m bay, double row of parking



Plan - lock-seam gutter on the centre line

Plan - schematic, not to scale. Bay module and anchor positions as described above.

DIVISION 09 . SB-DOM

Cable-Net Inflatable Air Domes

Barrel-vault air dome with external net

Not a bubble. The envelope is a barrel vault held by internal pressure, restrained by an external cable net, so the shape stays stable in wind and the snow can be shed by melting rather than by structure.

CLEAR SPAN **25 - 75 m**	SHAPE **Barrel vault**	MEMBRANE **1,150 g/m2**
NET **External cable**	INSULATION **Double layer R-16**	SNOW **Melt system**

Structure

· Air-supported barrel vault, internal pressure typically 200-400 Pa, maintained by two blowers.
· External cable net over the envelope, anchored to a continuous ring beam.
· Double-layer envelope with insulation between, R-16 as standard for cold climates.
· Emergency exit doors with independent pressure relief and a backup blower on standby.

Membrane & envelope

· 1,150 g/m2 PVDF structural envelope, UV stabilised, with a separate inner liner.
· Double-layer build-up gives R-16 without a separate insulated panel.
· Translucent strip or full translucent roof for daylight.
· Repair patches and a pressure monitoring panel supplied.

Openings & options

· Snow melt: warm air between the layers, or a heated gutter at the ring beam.
· Air lock entry, revolving door, or a framed vestibule.
· Sports flooring, line marking, netting and lighting.
· Dehumidification for ice rinks and pools.

What we need in order to quote

Site location and altitude drives snow and wind, not just the tier	**Clear span and length** whole bays; whole containers for DIV-07	**Opening size** door or end wall clear width and height
Largest machine or aircraft sets the door, not the span	**Floor and foundations** slab by others, or our anchor design	**Services** lighting, power, ventilation, fire strategy

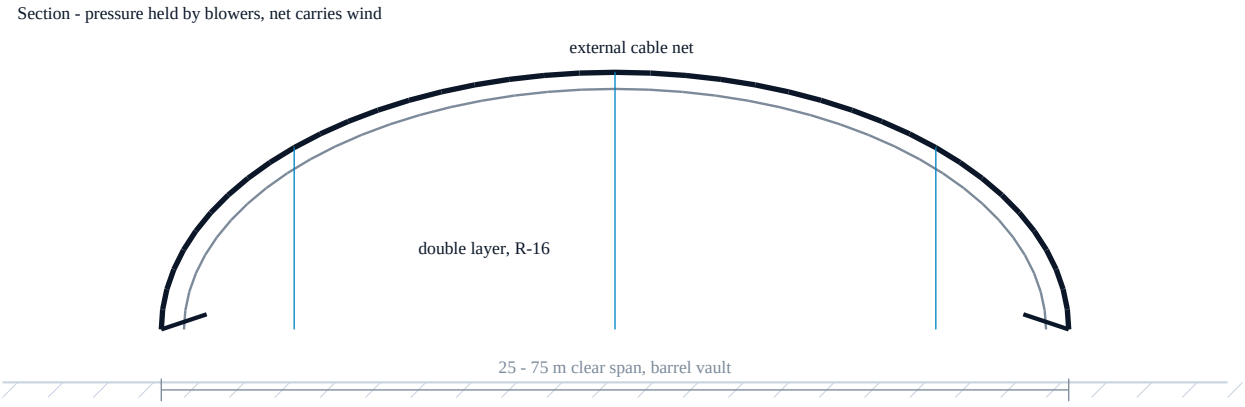

Section - schematic, not to scale. Dimensions are confirmed on the project drawing. Site photographs of delivered buildings are available on request.

Size and price matrix

EXW price per square metre of covered area, standard configuration, excluding installation, freight, concrete and VAT. The three columns are the snow-load packages L1 to L3; steel weight is the L2 column.

Clear span x length	Area	Steel	L1 0.5 kN/m2	L2 2.0 kN/m2	L3 3.5 kN/m2
25 x 40 m	1000 m2	0 kg/m2	$98	$101	$113
35 x 60 m	2100 m2	0 kg/m2	$83	$85	$92
45 x 80 m	3600 m2	0 kg/m2	$78	$79	$84
55 x 100 m	5500 m2	0 kg/m2	$75	$76	$80
70 x 120 m	8400 m2	0 kg/m2	$74	$74	$78
75 x 130 m	9750 m2	0 kg/m2	$73	$74	$77

Load basis

Tier	Snow load	Equivalent snow depth	Typical use
L1	**0.5 kN/m2**	**250 mm at 200 kg/m3**	**Sheltered sites, temporary cover, low-altitude temperate**
L2	**2.0 kN/m2**	**900 mm at 220 kg/m3**	**Central and northern Europe, most of North America**
L3	**3.5 kN/m2**	**1,250 mm at 280 kg/m3**	**Alpine, Nordic, Canadian prairie, heavy drift sites**

Wind: designs are checked against the basic wind speed for the site, up to 180 km/h at the lightest tier. Snow and wind are always recalculated for the project; the tier is a commercial package, not the site load.

Typical applications

Indoor football and tennis, equestrian arenas, swimming and leisure, bulk storage where a column-free volume matters.

Notes, exclusions and basis of quotation

- Continuous power is a structural requirement: loss of pressure deflates the dome. Standby power is recommended.
- Not suitable where a permanent hard wall and conventional facade are required.
- Snow performance relies on the melt system operating; it is not a passive structure.

Design basis: ASCE 7-16 or EN 1991-1-3 / 1-4 as applicable; steel to Q235B / Q355B; hot-dip galvanising to ISO 1461; membrane PVDF-polyester, PVC on request. Certification documents, mill certificates and membrane test reports are issued with the shipping documents. Warranty: 25 years on the structure, membrane per manufacturer's data.

Plan

ring beam, cable net anchored

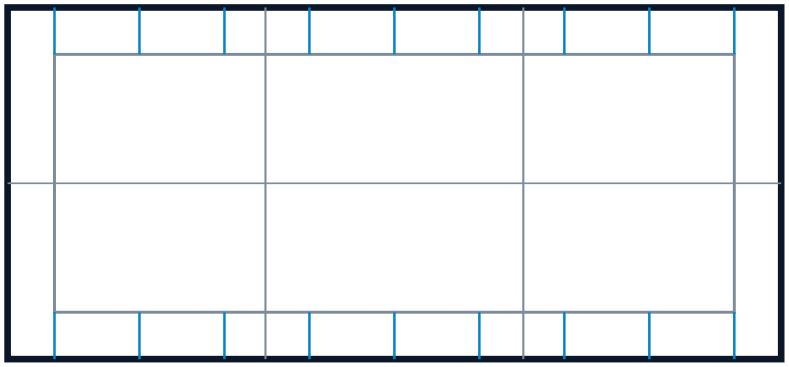

Plan - barrel vault, net anchors on both sides

Plan - schematic, not to scale. Bay module and anchor positions as described above.